

Children and Young People Priority Based PPB Report

Reporting Period: Quarter 1, 01 April 2016 – 30 June 2016

1.0 Introduction

- 1.1 This report provides an overview of issues and progress that have occurred during the period of the report towards the priority of Children and Young People. The way in which traffic light symbols have been used to reflect progress is explained within Appendix 1 (section 8).
- 1.2 Please note initials have been provided to indicate which officer is responsible for the commentary to aid Members, as requested by the Children and Young People Policy and Performance Board. A key is provided in Appendix 1 (section 8).

2.0 Key Developments

- 2.1 **National Funding Formula (AMc)**
The new Secretary of State, Justine Greening, has announced that the government remains committed to introducing a new system of funding schools, high needs and early years but has now deferred its introduction until 2018/19 instead of 2017/18. Plans will be announced shortly for the introduction of a national funding formula for early years.
- 2.2 **Primary Hearing Impaired Provision (AMc)**
A pre-statutory consultation has been undertaken on the proposal to close the Resource Base Provision for pupils with Hearing Impairment and Specific Learning Difficulties at Westfield Primary School. The consultation was undertaken between 22 June 2016 and 20 July 2016. The reason for the proposal is that numbers are reducing at the base and that more parents of children with a hearing impairment are seeking provision within a mainstream setting. If this proposal is approved the funding released from the closure will be invested into providing support for pupils with a hearing impairment in mainstream schools. The outcome of the pre-statutory consultation will be considered by Executive Board 15 September 2016.
- 2.3 **Early Intervention & Complex Dependency Programme (AMc & TC)**
The Halton iCART (Integrated contact, advice referral team) service has now been operational since April 2016. The multi-agency team are based on the first floor at Municipal Building, and comprise of Children's Social Workers, Children's Social Care Managers, Family Workers, a Specialist Nurse, Education Welfare Officer, Adult Social Care manager, Police Officer and administrative support. Additionally, members of the Police referral unit have now co-located. During the quarter one over 600 early intervention screenings were undertaken and 360 profile assessments have been introduced. This has had positive feedback from recipients around the level of useful information identified in order to inform care planning. Work is now being undertaken to develop multi-agency locality working.
- 2.4 **Halton's Local Offer (AMc)**
The [Local Offer](#) is a website for everyone to find information about available services or signpost to other sources for information or support, it is particularly relevant for:
- Children and young people with a Specialist Educational Need and/or Disability;
 - Parents/Carers;

- Professionals.

The monthly media statistics indicate a substantial increase in the number of people accessing the Local Offer, this is due to ongoing awareness sessions being held with parents/carers, children and young people and teaching staff in schools. It is also due to the continual update and ongoing development of the website content that is led by feedback from children, young people, their families and professionals to ensure the information meets their needs. Local offer ambassadors are being trained and recruited (young people, parents/carers and professionals) to encourage further usage, awareness and assist through peer support. A detailed work plan identifies key areas of development in progress.

2.5 National Dataset for Children in Care (AMc)

A new national data project for children in care educational outcomes is underway. This will be in its pilot stage during the Autumn term 2016-17 with a view to going fully live in the New Year 2017. In addition there are a number of revisions of the attainment and progress dataset for children in care underway nationally. This may mean a delay in the publication of national attainment and progress outcomes and will restrict trend analysis from previous years.

2.6 Early Years Capital Funding (AMc)

In June 2016, the Education Funding Agency (EFA) notified local authorities that they could submit capital applications from Early Years providers to support the increase in the 3 and 4 year old free entitlement from 15 hours to 30 hours per week, from September 2017.

Application forms and supporting guidance was sent to all Private Voluntary and Independent (PVI) providers, Nursery and Primary schools, requesting applications by 22 July 2016. Following receipt and assessment of the applications, the local authority will be able to submit up to four projects to support the proposed capital developments by 31 August 2016.

2.7 Single Assessments for Children's Social Care (TC)

Since April 2016, Single Assessment performance has significantly improved, with April, May and June seeing 100% completed within 45 working days. This is an area which is closely monitored through the weekly Single Assessment and Plan (SAP) report.

2.8 Re-referrals for Children's Social Care (TC)

A regional report was recently shared, which highlighted Halton as having the lowest re-referral rate amongst the North West authorities. This has been a particular area of scrutiny which has resulted in more robust step downs and contingency planning when a case is being closed to social care.

2.9 Children in Need workforce (TC)

The workforce within the Child in Need and Child Protection Division has continued to increase in stability with all management posts being filled with permanent workers. There has been a significant reduction in the use of agency workers with only five agency social workers within the division.

3.0 Emerging Issues

3.1 Children and Social Work Bill, Putting Children First, Education Excellence Everywhere, Social Work Reform Inquiry July 2016 (TC & AMc)

The government has made a number of legal and policy announcements for children's services. [The Children and Social Work Bill](#) is currently going through parliament and may make a number of fundamental changes to how social care is delivered in the future. These are outlined in more detail in the policy paper [Putting Children First](#). These include an expectation that by 2020 a third of local authorities will either have children's social care services delivered outside of a local authority via a new delivery model or be working towards it. The government has also outlined its plans to give freedoms to local authorities and other delivery models to apply for exemptions from current statutory duties and regulations for up to possibly six years to encourage the testing and development of creative and innovative ways to deliver services for children.

Other changes included within the [Children and Social Work Bill](#) include extending the rights and duties for care leavers, with duties extended until 25 years of age, and plans to regulate the social work profession more closely by an executive government agency, including a process of registration and accreditation for social workers, practice supervisors and practice leaders.

An advisory group to the Department for Education, chaired by Alan Wood, is considering the local authority's role in response to the proposed changes outlined in [Putting Children First](#) and [Educational Excellence Everywhere](#). This group is looking at the local authority's role in place planning, quality assurance, early years, SEND and alternative provision. This will also lead them to examine the current statutory role of the Lead Member for Children and the Director for Children's Services. This report is due October 2016, with a consultation on any proposed changes.

The papers also indicated that the role of the Virtual Headteacher could be extended to encompass support and advice for children who have left care through adoption or child arrangement orders. Consideration will need to be given to the impact these proposed changes will have on the capacity of the Virtual School.

The Education Select Committee has published a highly critical report of the government's proposals ([Social Work Reform Inquiry, 13 July 2016](#)) and the Children and Social Work Bill has had a number of challenges to it in its progress in the House of Commons and House of Lords.

- 3.2 Local Safeguarding Children's Board (TC)
Alan Wood has also completed a [review](#) on the role and function of Local Safeguarding Children Boards (LSCB). His recommendations have been largely accepted by the government with the main one being that the role, function and form of LSCBs should be determined by the local authority, police and the NHS. Statutory changes will need to be made into regulations before any changes could be implemented.
- 3.3 Complex Needs of Children in Care (AMc)
Due to the increasingly complex needs of children entering the care system, there is a high demand for trauma and attachment assessments and support for schools to meet their needs. The assessments and support need to be commissioned from external agencies, which have cost implications for the local authority.
- 3.4 Special Educational Needs and Disability (SEND) provision review (AMc)
Colleagues from the Clinical Commissioning Group (CCG), Riverside College, Schools and Early Years settings are jointing local authority officers in reviewing the provision in Halton

for children with Special Educational Needs and Disabilities. This is to reflect the changes in the SEND population and maximising the efficient use of the High Needs budget to meet projected future need.

3.5 Special Educational Needs and Disability Strategy (AMc)

Halton's [Special Educational Needs and Disability Strategy](#) (SEND) has been developed, consulted upon and published. The strategy outlines the vision for the local area from 2016 to 2020. It sets out what we do well, what we need to improve and outlines our key priorities. Halton continues to engage the Clinical Commissioning Group, schools, Early Years settings, post-16 providers, parents, carers and young people as key stakeholders in implementing the strategy.

3.6 Nurture Group network (AMc)

In order to help meet the needs of children and young people with social, emotional and mental health issues (SEMH), Inclusion 0-25 are working with the Nurture Group Network in providing training to support nurture provision in schools. To date three schools are providing Nurture groups based on the networks model in the local authority. Further training to encourage schools to become nurture champions is being undertaken in September 2016. It is anticipated that these will help promote other schools to take up this initiative which is evidenced to produce good outcomes for children with social, emotional and mental health challenges.

3.7 SEND Transport Review (AMc)

At the end of 2015/16 financial year there was an overspend on the transport budget of £205,000. As the current transport arrangements for pupils and students with SEND are no longer sustainable, the Executive Board has approved the proposal to consult parents and carers, young people, educational establishments and other interested parties on a range of revised travel solutions. The consultation will commence on 4 September 2016 and close 3 November 2016. The outcome of the consultation will be considered by the Executive Board.

4.0 Risk Control Measures

4.1 Risk control forms an integral part of the Council's business planning and performance monitoring arrangements. As such, directorate risk registers were updated in tandem with the development of the 2016-17 business plan.

4.2 Progress concerning the implementation of all high risk mitigation measures relevant to this priority will be reported at quarter two.

5.0 Progress against high priority equality actions








5.1 Equality issues continue to form a routine element of the Council's business planning and operational decision making processes. Additionally the Council must have evidence to demonstrate compliance with the Public Sector Equality Duty (PSED) which came into force April 2011.

5.2 The council's latest annual progress report in relation to achievement of its equality objectives is published on the Council's website.

6.0 Performance Overview

6.1 The following information provides a synopsis of progress for both milestones and performance measures across the key business areas that have been identified by the local authority contributing the priority of Children and Young People.

Objective: Improve outcomes for children and young people through effective multi-agency early intervention (PED01)

Ref	Measure	15/16 Actual	16/17 Target	Current	Direction of Travel	Quarterly Progress
PED01 01	Monitor the average length of time between a child returning home and their return interview (Commissioned Service)	72 hrs	72 hrs	72 hrs	N/A	
PED01 02	Reduce the number of young people who repeatedly run away in Halton	127	115	32	N/A	
PED01 03	Monitor the number of young people who go missing in the year	223	N/A	82		N/A
PED01 04	Monitor the number of young people flagged as at risk of child sexual exploitation (snapshot at the end of the quarter)	17	N/A	11	N/A	N/A
PED01 05	Reduce the Secondary School persistent absence rate	Refer to commentary below				
PED01 06	Reduce the number of children subject to fixed term exclusions	303	270	Data available Q2 relating to 2016-17 academic year		
PED01 07	Reduce the rate of permanent exclusions	0.04%	0.035%	Data available Q2 relating to 2016-17 academic year		
PED01 08	Increase the number of children involved in early intervention (e.g. CAF) (All those who have had a CAF involvement recorded during the year)	593	650	577		
PED01 09	Monitor the rate of referrals to childrens social care per 10,000 0-18 yr olds	336	N/A	Forecast 259	Reduced forecast	N/A
PED01 10	Reduce the number of children and young people who enter the care system	81	75	30		

Supporting commentary:

PED01 01: Catch22 (Commissioned Service) report that return interviews are being completed within 72 hours on average.

PED01 02: This quarter there have been 172 notifications from police and 13 from social care in relation to 82 individuals. In regard to repeat individuals there are 32 individuals that have created 128 episodes with only three individuals reported missing five or more times.

PED01 03: Within this quarter in Halton, Catch 22 (Commissioned service) have seen an increase in the number of notifications received from Police and Social Care services by 12%. This is an increase in the number of Absent notifications although the number of individuals going missing has stayed the same.

PED01 04: Regular monitoring of the children who are flagged as at risk of Child Sexual Exploitation takes place and a weekly report is shared with senior managers. Every child on this list has recently had their case files audited and action plans agreed.

PED01 05: From September 2015 (start of 2015/16 academic year) schools are judged against a persistent absence rate of 10% rather than 15% used previously. Alongside this change, there is a change in methodology used to identify pupils as persistent absentees. Data expected to be available Q2 2016/17.

PED01 08: Levels of CAF is being monitored on monthly reports. Roll out of eCAF will provide live data around who is subject to a CAF within the local authority area.

PED01 09: There were 191 referrals during quarter 1 which has been a decrease on previous levels, and is mainly related to a small number in April, with May and June returning to previous levels. This is an area that is scrutinised and monitored closely.

PED01 10: There has been a recent increase in the number of children entering the care system in Halton. The majority of these children were already known to children's social care and had been subject to child protection plans. Some analysis of the profile of these children is currently being undertaken and is an area that will continue to be monitored closely.

Ref:	Milestones	Quarterly Progress
PED01a	Establish a multi-agency front door for complex dependency programme (April 2016).	
PED01b	Establish and implement a multi-agency locality provision (March 2017).	
PED01c	Multi-agency information Sharing Agreement to be in place (March 2017).	
PED01d	Implement the Cheshire IT Portal (March 2017).	
PED01e	Implement the regional adoption agency (March 2017).	
PED01f	Use performance information effectively to ensure that early intervention is responsive to trends of those being referred to childrens social care (March 2017).	

Supporting commentary:

PED01a: As reported above the iCART became operational in April 2016. iCART screens all referrals and requests for support in connection to children and families. For families whose needs are considered to be multiple and complex (but not safeguarding concerns) a new 360 profile assessment can be offered. The 360 brings together a range of multi-agency information in order to ensure that children and families are offered the correct package of support. A recent audit looked at the early intervention assessments being undertaken in iCART and found them to be of good quality.

PED01b: This is on track.

PED01c: This has been completed.

PED01d: This has been delayed because of the complexity of the specification. It is now in the final stages and the award of the contract should be confirmed in September 2016 with a date of implementation to be agreed.

PED01e: This is currently on track but with some risks as the project plan has had to be revised as the Department of Education allocated a significantly reduced sum for the next phase of development.

PED01f: Performance reports are now in place supported by a fortnightly performance meeting.

Objective: Close the gap in attainment at Key Stage 2 including between vulnerable groups and their peers (PED02)

Ref	Measure	15/16 Actual	16/17 Target	Current	Direction of Travel	Quarterly Progress
PED02 01	Reduce the gap in attainment for pupils attaining the expected standard at Key Stage 2 in Reading, Writing and Maths between disadvantaged pupils and their peers	17%	16%	Provisional data available Q2, validated data available Q3		
PED02 02	Increase the percentage of pupils achieving the expected standard at KS2 in Reading, Writing and Maths	79%	82%			
PED02 03	Increase the percentage making sufficient progress in Reading KS1 to KS2	91%	92%			
PED02 04	Increase the percentage making sufficient progress in Writing KS1 to KS2	93%	95%			
PED02 05	Increase the percentage making sufficient progress in Maths KS1 to KS2	90%	92%			
PED02 06	Increase the percentage of Children in Care achieving expected outcomes at KS2	Due to small cohorts and statistical variation, targets are not provided. Analysis of the small cohort is conducted on an individual basis for these children to underpin resulting performance.				

Supporting commentary:

PED02 06: There were nine children in care in this cohort. All of these were on the SEN Code of Practice and all accessed their Pupil Premium Plus.

There has been a slight increase in the gaps for reading and maths, but the gap has closed for writing.

L4+: Reading 67%, Writing 67%, Maths 56%, Reading Writing Maths combined 33%

L4b+: Reading 56%, Maths 44%

Progress from KS1 to KS2:

Reading 2 levels progress 78%, 3 levels progress 44%

Writing 2 levels progress 89%, 3 levels progress 33%

Maths 2 levels progress 78%, 3 levels progress 22%
 Reading Writing Maths combined 2 levels progress 67%, 3 levels progress 11%

Ref:	Milestones	Quarterly Progress
PED02a	Based on data analysis and feedback from the Cross Service Monitoring Group, undertake categorisation process for all schools by October 2016 and identify actions, including levels of support and intervention, required to improve inspection outcomes.	
PED02b	Conduct the annual analysis of school performance data for all primary schools during September to December 2016 (with further reviews undertaken at key points in the data release cycle).	
PED02c	Analyse, evaluate and report end of Key Stage 2 achievement outcomes, including success in closing the gap (December 2016).	
PED02d	Identify areas of need and support for Children in Care and Free School Meals pupils (December 2016).	
PED02e	With schools, monitor the impact of Pupil Premium in closing the gap between Free School Meals and non-Free School Meals pupils (March 2017).	
PED02f	Ensure appropriate deployment of school improvement support for identified schools and settings, including school to school support as appropriate (March 2017).	

Supporting commentary:

PED02a: Categorisation will be completed in the Autumn Term 2016.

PED02b: Available after start of academic year 2016.

PED02c: A report will be available in October 2016 and will be presented to October PPB meeting. A second report will be presented to January PPB meeting in relation to closing the gap.

PED02d & PED02e: The Children in Care and care leaver strategy has been reviewed and identifies areas for support. These include the development of more apprentice opportunities, support for schools in managing attachment issues, and supporting CIC to achieve their potential. Progress of implementing the strategy is monitored through the Children in Care Partnership Board.

PED02f: Commentary to be provided in Q4.

Objective: Raise achievement in Early Years (PED03)

Ref	Measure	15/16 Actual	16/17 Target	Current	Direction of Travel	Quarterly Progress
PED03 01	Increase the percentage of children achieving a good level of development in Early Years Foundation Stage	55%	65%	62% Provisional		
PED03 02	Reduce the good level of development attainment gap between those previously in receipt of 2 year old early years entitlement and their peers at EYFS	21%	12%	Data available at Q4		
PED03 03	Increase the take up of Early Years Entitlement for vulnerable 2 year olds	536	600	536		
PED03 04	Increase the take up of Early Years Entitlement for 3 to 4 year olds	92%	95%	104%		
PED03 05	Monitor the percentage of Early Years settings (pre-schools, day care, out of school clubs, childminders) with overall effectiveness of Good or Outstanding	84%	84%	85%		
PED03 06	Reduce the good level of development attainment gap for disadvantaged children and their peers at EYFS	19%	16%	Data available at Q4		

Supporting commentary:

PED03 01: Provisional data suggests an increase of 7% whilst not meeting the ambitious step change target required.

PED03 03: Although the actual number of children accessing has remained constant and below the target set for 2016/17, the DfE target has been reduced. Halton's take up in the monitoring period was 78% and the trend is increasing.

PED03 04: An increase in the take up of the entitlement resulting from the ongoing targeted promotional campaigns.

PED03 05: Although this aggregate figure is high, if only group-based providers are considered the figure increases to 93% which is above the England average.

Ref:	Milestones	Quarterly Progress
PED03a	Analyse the outcomes of children who have accessed funded two year old placements to ensure this provision is closing the gap between the most vulnerable children and their peers (January 2017).	
PED03b	Complete RAG categorisation process for all EYFS setting by October 2016 and identify actions, including levels of support and intervention required to improve inspection outcomes.	
PED03c	Through the annual conversation, ensure that the performance of all children's centres is in line with expectations. This will need to take into account any changes required as a result of revised Ofsted frameworks (March 2017).	
PED03d	Analyse, evaluate and report on the outcome of the Early Years Pupil Premium (March 2017).	
PED03e	Act on research findings from the Early Years Review undertaken by Ofsted and commissioned research (March 2017).	

Supporting commentary:

PED03a: Information available in quarter 3.

PED03b: Information available in quarter 3.

PED03c: The Ofsted framework has been further delayed as the government has not yet published the consultation on the roles of Children's Centres and Ofsted have currently suspended inspections. The annual conversation is still in place for the business plans for all children's centres.

PED03d: Information available in quarter 3.

PED03e: A One Halton steering group has been established with a focus on improving Child Development in Halton. An improvement in performance has been seen in 2016 with good level of development increasing from 55% to 62%.

Objective: Improve the offer for children and young people with SEND through effectively implementing the SEND Reforms (PED04)

Ref	Measure	15/16 Actual	16/17 Target	Current	Direction of Travel	Quarterly Progress
PED04 01	Increase participation in the POET survey from parents/guardians/carers	33	35	Data available in Q4		
PED04 02	Increase the percentage of Education Health and Care Plans completed within 20 weeks	26.8%	50%	84%		
PED04 03	Increase the number of schools identified as Nurture champions	0	8	0	N/A	
PED04 04	Increase the percentage of Statements converted to Education Health Care Plans to meet published timescales	22.9%	80%	Refer to commentary		
PED04 05	Increase the number of people accessing the Local Offer (proxy measures of sessions measured annually in October)	3868	3950	4038		

Supporting commentary:

PED04 01: Available in quarter 4

PED04 02: During the period September 2015 – June 2016, 84% of the plans were completed within the 20 week timescale, exceeding the target set.

PED04 03: Work to take place in September to initiate the Nurture champion programme.

PED04 04: During the year the following year groups have the following performance:

Y5: 4 completed, 18 ongoing

Y6: 100% completed



Y10: 15 completed, 23 ongoing

Y11: 53% completed 33% not moving school, 14% ongoing

Y14: 88% completed

PED04 05: Whilst the measure is taken annually in October, provisional data for October 2015 to June 2016 are already in excess of the target.

Ref:	Milestones	Quarterly Progress
PED04a	Conduct the annual analysis of progress data for children and young people with additional SEND	

	funding through Enhanced provision or Education health care plans (March 2017).	
PED04b	Improve provision in Halton for young people with social, emotional and mental health challenged (March 2017).	
PED04c	Evaluate qualitative data through Personal Outcomes Evaluation Tool (POET) of family and individual views within the SEND reform process in Halton to increase satisfaction with their experience (March 2017).	





Supporting commentary:

PED04a: Available in quarter 4.

PED04b: There have been a number of local initiatives which have impacted on the service provision locally. Transformation of the provision will continue over the next three to five years. The re-procurement of local Tier 2 CAMHS and the emotional health and well-being service for children in care has improved access and the support available for young people in the Borough with emotional well-being or mental health issues.

PED04c: The 2015 POET survey was conducted with analysis of views from young people, parents, carers and professionals. Overall the experience of the assessment process and settings was good. Areas for development were feeling safe in the community and increased opportunities for leisure activities and community participation. The survey will be repeated next year for continued analysis of outcomes and will be reported in quarter 4.




Objective: Improve participation and skills for young people to drive Halton's future (PED05)

Ref	Measure	15/16 Actual	16/17 Target	Current	Direction of Travel	Quarterly Progress
PED05 01	Reduce the percentage of 16-18 year olds not in education, employment or training	5.1%	5%	6%		
PED05 02	Reduce the percentage of 16-18 year olds whose activity is not known	3.7%	3.5%	2%		
PED05 03	Increase the percentage of 19 year olds achieving a Level 2 qualification	86.9%	87.5%	Data available in quarter 4		
PED05 04	Increase the percentage of 19 year olds achieving a Level 3 qualification	56.5%	57.5%			
PED05 05	Monitor the percentage of young people progressing to Higher Education	25%	25%			

Supporting commentary:

PED05 01: .This measure (historic performance for 2015/16) is an average of the 3 months of November, December and January and therefore the next comparison will be available in February 2017. Current performance for May 2016 is 6% and it is normal for this figure to be higher at this time of the year when academic courses are coming to an end.

PED05 02: As above, next comparison will be available in February 2017. Current performance for May 2016 is 2%

Ref:	Milestones	Quarterly Progress
PED05a	Develop the 14-19 Commissioning statement to reflect Local Enterprise Partnership priorities (March 2017).	
PED05b	Implement the European Social Fund coaching programme, integrated to Raising the Participation Age strategy (March 2017).	
PED05c	Develop a Post-16 monitoring framework to demonstrate how providers are supported and challenged in the borough (March 2017).	

Supporting commentary:

PED05a: Collation of data for the development of the document is in progress.

PED05b: A contract is in place with a company to deliver this programme from 1 July 2016.

PED05c: An area based review of Post 16 education is currently being undertaken across Greater Merseyside. The development of the Post 16 monitoring framework will be reviewed once this Area Based Review has been completed and reported on.

7.0 Financial Summary

7.1 Children and Families Services Department

Revenue Budget as at 30 June 2016

	Annual Budget	Budget To Date	Actual To Date	Variance to Date
	£'000	£'000	£'000	(Overspend) £'000
<i>Expenditure</i>				
Employees	8,637	2,266	2,300	(34)
Premises	276	94	90	4
Supplies & Services	887	300	317	(17)
Transport	6	1	14	(13)
Direct Payments/Individual Budgets	161	30	100	(70)
Commissioned Services	317	39	39	0
Out of Borough Residential Placements	3,387	929	1,183	(254)
Out of Borough Adoption	80	25	25	0
Out of Borough Fostering	414	76	290	(214)
In House Adoption	242	66	86	(20)
Special Guardianship	1,092	269	310	(41)
In House Foster Carer Payments	1,950	456	447	9
Care Leavers	140	46	24	22
Family Support	82	14	17	(3)
Agency Related Expenditure	89	0	0	0
Capital Financing	6	0	0	0
Total Expenditure	17,766	4,611	5,242	(631)
<i>Income</i>				
Adoption Placements	-44	0	0	0
Fees & Charges	-123	-16	-18	2
Dedicated School's Grant	-77	-25	-25	0
Reimbursements & Other Grant Income	-220	-210	-213	3
Government Grants	-62	-62	-62	0
Transfer from Reserves	-33	-33	-33	0
Total Income	-559	-346	-351	5
Net Operational Expenditure	17,207	4,265	4,891	(626)
Recharges				
Premises Support Costs	434	108	108	0
Transport Support Costs	42	13	13	0
Central Support Service Costs	2,178	539	539	0
Net Total Recharges	2,654	660	660	0
Net Department Expenditure	19,861	4,925	5,551	(626)

Commentary:

Expenditure relating to Employee costs is above budget to date, which is expected to be the trend for the financial year. The use of Agency staff, particularly within the Child Protection and Children in Need Division has reduced considerably, although some Agency staff are still being utilised within the Children in Care Division. There is also an overspend relating to the Management costs within the Children's Safeguarding Unit.

Expenditure relating to Supplies and Services is above budget to date. All controllable budgets within the Department will be carefully monitored throughout the financial year to ensure that only essential goods and services are purchased.

Expenditure relating to Direct Payments/Individual Budgets is above budget to date. Over the medium term there has been increased demand around the Individual Budgets for Children with Disabilities, with less joint funding from the Halton Clinical Commissioning Group (CCG). The high cost packages will continue to be reviewed throughout the financial year to see if any costs can be reduced, but still making sure the needs of the individual child are being met. This continues to be a significant pressure area.

Expenditure relating to Out of Borough Residential Placements is above budget to date, which is expected to be the trend for the whole financial year. This unpredictable budget is influenced by a number of uncontrollable factors, such as emergency placements (long or short term), placements continuing for longer, or ending sooner than first anticipated. Depending on the needs of the individual child it is not always possible to utilise in house services, which means that Out of Borough Residential placements need to be sought at a much higher cost.

The number of children in residential placements currently totals 44, at an average annual cost per package of £88,202. Despite additional budget being allocated this financial year this continues to be a significant financial pressure

Expenditure relating to Out of Borough Fostering is above budget to date, which is expected to be the trend for the whole financial year. As with Residential placements, every effort is made to utilise Foster Carers from within the Borough, but this is not always possible. This results in Out of Borough Placements being sought at a much higher cost. This continues to be a significant pressure area.

Expenditure relating to In-House Adoption is above budget to date, which in the main relates to Residence and Special Guardianship Orders. Despite additional budget being given this financial year, expenditure relating to Special Guardianship Orders continues to be a significant pressure area.

Managers will continue to try and reduce the impact of budget pressure areas by monitoring expenditure closely, keeping controllable expenditure to a minimum and utilising in house services. Based on service use throughout Q1 it is anticipated that the net expenditure for the Department overall will be above annual budget by approximately £2.5m.

7.2 Education, Inclusion and Provision Services Department

Revenue Budget as at 30 June 2016

	Annual Budget £'000	Budget To Date £'000	Actual To Date £'000	Variance to Date (Overspend) £'000
<i>Expenditure</i>				
Employees	6,355	1,461	1,416	45
Premises	442	17	13	4
Supplies & Services	2,996	563	539	24
Transport	5	2	2	0
School Transport	934	109	184	(75)
Commissioned Services	2,647	538	528	10
Agency Related Expenditure	1,474	464	462	2
Independent School Fees	2,463	824	824	0
Inter Authority Special Needs	175	0	0	0
Pupil Premium Grant	191	1	1	0
Nursery Education Payments	2,980	1,053	1,053	0
Schools Contingency	469	100	100	0
Special Education Needs Contingency	2,016	500	500	0
Capital Finance	3	0	0	0
Early Years Contingency	50	0	0	0
Total Expenditure	23,200	5,632	5,622	10
<i>Income</i>				
Fees & Charges	-351	-4	-5	1
Government Grant	-569	-545	-545	0
Reimbursements & Other Income	-1,112	-81	-78	(3)
Schools SLA Income	-252	-222	-233	11
Transfer to / from Reserves	-781	-506	-506	0
Dedicated Schools Grant	-12,938	-3,398	-3,398	0
Inter Authority Income	-578	-91	-91	0
Sales Income	-38	-2	0	(2)
Rent	-102	0	0	0
Total Income	-16,721	-4,849	-4,856	7
Net Operational Expenditure	6,479	783	766	17
Recharges				
Central Support Services Costs	1,982	455	455	0
Premises Support Costs	288	71	71	0
Transport Support Costs	253	1	1	0
HBC Support Costs Income	-79	0	0	0
Net Total Recharges	2,444	527	527	0
Net Department Expenditure	8,923	1,310	1,293	17

Commentary:

There is an anticipated under spend on Employees in relation to the Inclusion and Education Divisions. This is due to a number of vacancies within the two areas that are not going to be filled until the new academic year is under way in September.

Further small underspends are projected within Policy Provision , Integrated Youth and COP Management Divisions due to vacancies, which are planned to be filled. Troubled Families Grant has also been used to offset a Commissioning Managers post.

Every effort is being made within all Divisions to keep expenditure to an absolute minimum. This means that there is an expected small under spend on supplies and services. It is difficult to predict the future needs of the children and therefore projections are based on current need, but this could change in year. These volatile budgets will be closely monitored within the year.

Commissioned Services is below budget to date within contracts expenditure, whilst this will be the case for the remainder of the year it is difficult to forecast the outturn position as not all services have yet been commissioned.

The School Transport budget is projected to be significantly over budget due to demand for Special Educational pupils transport provision, which is a statutory responsibility. Efforts are in place to identify how efficiencies in the provision of the service can be achieved.

There is some concern that the income targets within the Inclusion division will not be met as in previous years, and therefore the under spends achieved on employees and supplies and services could be offset by the under achievement of income.

All efforts are being made throughout the Department to ensure that expenditure is kept to a minimum as budgets are considerably tight. There is also a complete review of SEN processes currently being carried out, in the hope that this will bring down any further budget pressures.

Capital Projects as at 30 June 2016

Capital Expenditure	2016/17 Capital Allocation £'000	Allocation to Date £'000	Actual Spend £'000	Total Allocation Remaining £'000
Asset Management (CADS)	7	1	1	0
Capital Repairs	735	75	75	0
Fire Compartmentation	37	25	25	0
Asbestos Management	20	1	1	0
Schools Access Initiative	80	2	2	0
Education Programme General	110	4	4	0
St Edwards – Basic Need	27	0	0	0
Basic Need Projects	848	0	0	0
Fairfield – Basic Need	1,194	189	189	0
Halebank	20	20	20	0
Weston Point Primary	45	0	0	0
School Modernisation Projects	506	21	21	0
Two year old capital	52	1	1	0
Universal Infant School Meals	2	0	0	0
Hale Primary	118	27	27	0
Total Capital Expenditure	3,801	366	366	0

Commentary:

Asset Management (CADS) works and the Education General Programme (General) will continue on an Ad Hoc basis or in line with any emergency Health and Safety issues. Asbestos programme is waiting on results of surveys.




Final accounts are due on Fire Compartmentation, Free School meals and 2 year old Capital programme.

St Edwards work has been tendered due to start in June 2016, and Hale is due to be completed at that time.

Fairfield Primary infant building works is due to be complete September 2016, and a model village to be installed in the summer whilst remodelling of the junior school takes place. This is due to be completed April 2017.




8.0 Appendix I

8.1 Symbols are used in the following manner:

Progress		Milestone	Measure
Green		Indicates that the milestone is on course to be achieved within the appropriate timeframe.	Indicates that the annual target is on course to be achieved.
Amber		Indicates that it is uncertain, or too early to say at this stage whether the milestone will be achieved within the appropriate timeframe.	Indicates that it is uncertain or too early to say at this stage whether the annual target is on course to be achieved.
Red		Indicates that it is unlikely or certain that the objective will not be achieved within the appropriate timeframe.	Indicates that the target will not be achieved unless there is an intervention or remedial action taken.

8.2 Direction of Travel indicator

Where possible measures will also identify a direction of travel using the following convention:

Green		Indicates that performance is better compared to the same period last year.
Amber		Indicates that performance is the same as compared to the same period last year.
Red		Indicates that performance is worse compared to the same period last year.
N/A		Indicates that the measure cannot be compared to the same period last year.

8.3 Key for responsible officers:

AMc Ann McIntyre, Operational Director, Education, Inclusion and Provision Service
TC Tracey Coffey, Operational Director, Children and Families Service